



Quality Access Doors- FAST!

SUBMITTAL/TECHNICAL DATA SHEET

STANDARD OPTIONS

MATERIAL:
DOOR: Aluminum diamond plate 1/4"
FRAME: 2" x 2" x 1/4" aluminum angle
HINGE:
 Heavy duty aluminum continuous piano hinge (0.080")
LOCK / LATCH:
 Recessed handle operated cam latch

OPTIONS AVAILABLE

LOCK / LATCH:
 Key operated recessed handle cam latch
RECESS:
 Recessed floor hatch optional - see BA-AFL-RAFL model
CAUTION:
 The BA-AFL floor access door is designed to support a live load of 300 pounds/sq.foot and includes a hold open arm to keep the door in an open position


For a complete list of options visit www.BestAccessDoors.com

Scan or Click



To view Pricing and Additional Product Info.

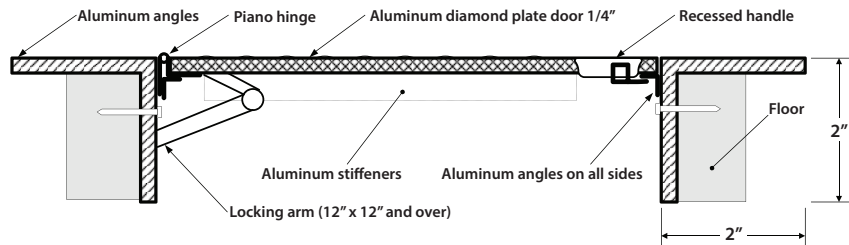
LEED READY: THIS PRODUCT CONTRIBUTES TO LEED® CREDITS



SKU: **BA-AFL**
DIAMOND PLATED ALUMINUM FLOOR HATCH

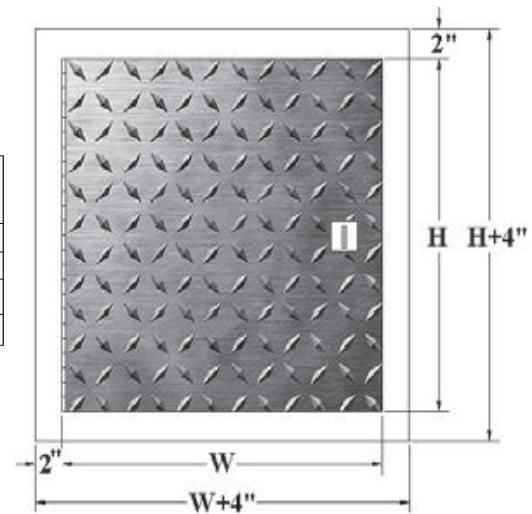
INSTALLATION

>> [CLICK TO VIEW ADDITIONAL DETAILS AND PRICING <<](#)



DIMENSIONS AND APPEARANCE

| HATCH SIZE - W x H INCHES (MM) | NUMBER OF LOCKS | WEIGHT | |
|---|-----------------|--------|------|
| | | LBS | KG |
| 24 x 24 (609 x 609) | 1 | 35 | 15.9 |
| 24 x 36 (609 x 914) | 1 | 44 | 20 |
| Rough floor opening is door size + 1/2" or + 13mm | | | |



PROJECT DATA

Custom Sizes Available - Fast!

| PROJECT NAME : | QTY | W | H | OPTIONS |
|------------------------|--|---|---|---------|
| ARCHITECT : | | | | |
| DEALER : | | | | |
| CONTRACTOR : | | | | |
| LOCATION : | SPECIAL INSTRUCTIONS : | | | |
| DATE : | SUBMITTAL APPROVAL : (signature or stamp) | | | |
| TAGGING INSTRUCTIONS : | | | | |

TELEPHONE:
 1-800-483-0823
 FAX:
 1-888-828-6021



228 PARK AVE. S. #76520
 NEW YORK, NY, 10003



WEBSITE:
www.BestAccessDoors.com
 E-MAIL:
info@bestaccessdoors.com