



Quality Access Doors- FAST!

SUBMITTAL/TECHNICAL DATA SHEET

STANDARD OPTIONS

- MATERIAL:**
16 Gauge cold rolled steel
- HINGE:**
Continuous piano hinge
- LOCK / LATCH:**
Self latching tool-key operated slam latch and/or ring operated slam latch, both included
- PLY:**
2 3/4" Steel lath flange
- INSIDE PANEL RELEASE:**
Standard on all doors over 12" x 12"
- AUTOMATIC PANEL CLOSER:**
Standard on all doors
- FINISH:**
High quality white powder coat primer
- PACKAGING:**
Individually wrapped, 1 per box

OPTIONS AVAILABLE

- LOCK / LATCH:**
- Key operated cylinder cam latch
 - Handle operated slam latch
 - Mortise preparation for cylinder (cylinder optional)
 - Hex head slam latch
 - Mortise deadbolt lock

MATERIAL:
Stainless steel #4 (brushed finish)

MASONRY ANCHOR:
Available on all sizes

Fire Rating information on Page 2

For a complete list of options visit www.BestAccessDoors.com

Scan or Click



To view Pricing and Additional Product Info.

LEED READY: THIS PRODUCT CONTRIBUTES TO LEED® CREDITS



SKU: BA-PFN-PLY

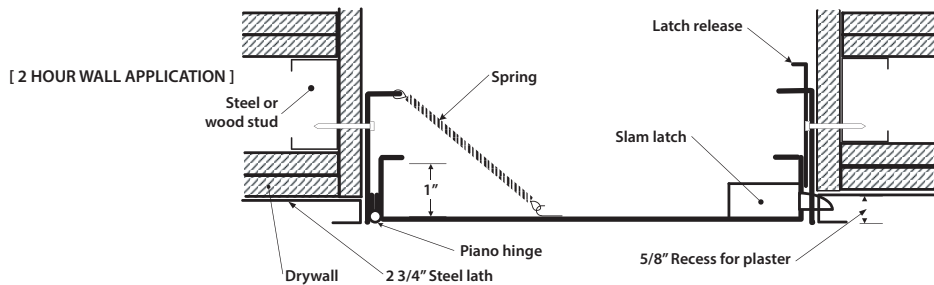
FIRE RATED UNINSULATED ACCESS DOOR

WITH PLASTER FLANGE



INSTALLATION

>> CLICK TO VIEW ADDITIONAL DETAILS AND PRICING <<

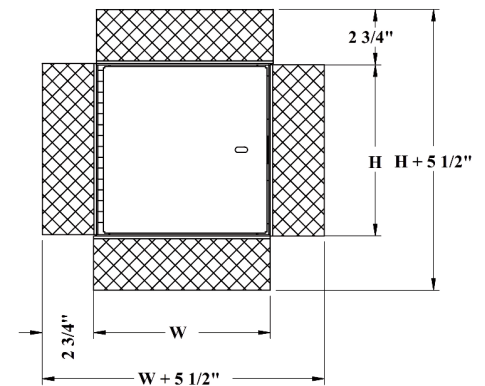


Authorities Having Jurisdiction (AHJ) should be consulted in all cases as to the particular requirements covering the installation and use of fire rated access doors.

DIMENSIONS AND APPEARANCE

STANDARD SIZES:

DOOR SIZE W x H INCHES (MM)	NUMBER OF LOCKS	WEIGHT	
		LBS	KG
8 x 8 (203 x 203)	1	5	2.3
10 x 10 (254 x 254)	1	7	3.2
12 x 12 (304 x 304)	1	8	3.6
14 x 14 (355 x 355)	1	10	4.5
16 x 16 (406 x 406)	1	12	5.5
18 x 18 (457 x 457)	1	14	6.4
22 x 22 (558 x 558)	1	18	8.2
22 x 30 (558 x 762)	1	22	10
22 x 36 (558 x 914)	2	27	12.2
24 x 24 (609 x 609)	1	22	10
24 x 36 (609 x 914)	2	29	13.2
30 x 30 (762 x 762)	1	30	13.6
32 x 32 (812 x 812)	2	33	15
36 x 36 (914 x 914)	2	39	17.7



ROUGH WALL OPENING IS DOOR SIZE + 1/4" OR + 6MM

PROJECT DATA

Custom Sizes Available - Fast!

PROJECT NAME :	QTY	W	H	OPTIONS
ARCHITECT :				
DEALER :				
CONTRACTOR :				
LOCATION :	SPECIAL INSTRUCTIONS :			
DATE :				
TAGGING INSTRUCTIONS :	SUBMITTAL APPROVAL : (signature or stamp)			

TELEPHONE:
1-800-483-0823

FAX:
1-888-828-6021



228 PARK AVE. S. #76520
NEW YORK, NY, 10003



WEBSITE:
www.BestAccessDoors.com

E-MAIL:
info@BestAccessDoors.com

■ FIRE RATING**FOR VERTICAL WALL ASSEMBLIES ONLY:**

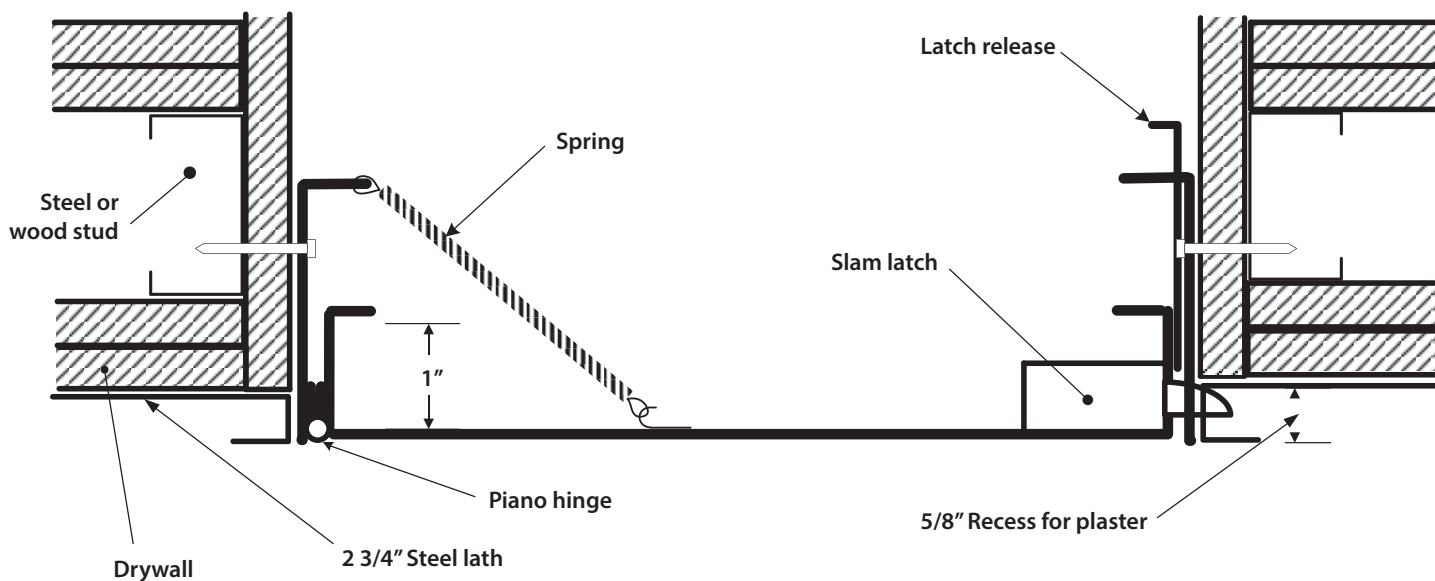
CERTIFIED TO STANDARDS: UBC 7-2 (1997), UL 10B (1997), UL 10B (2009), NFPA 252 (2003), NFPA 252 (2008), NFPA 252 (2012), CAN/ULC S104 (R1985), CAN/ULC S104 (2010).

RATING ACHIEVED: 1-1/2 hours, neutral/negative pressure

MAXIMUM SIZE: 36" wide x 36" high (914 mm x 914 mm). Maximum area of 1296 in².

Tolerance on height and width limitation is $\pm 3"$ (76 mm) as long as the area does not exceed 1296 in²

TEMPERATURE RISE: No rating achieved.

■ INSTALLATION: WALLS AND CEILINGS**[2 HOUR WALL APPLICATION]**

Authorities Having Jurisdiction (AHJ) should be consulted in all cases as to the particular requirements covering the installation and use of fire rated access doors.



TELEPHONE:
1-800-483-0823
FAX:
1-888-828-6021



228 PARK AVENUE
S. #76520
NEW YORK, NY, 10003



WEBSITE:
www.BestAccessDoors.com
E-MAIL:
info@BestAccessDoors.com