



Quality Access Doors- FAST!

SUBMITTAL/TECHNICAL DATA SHEET

STANDARD OPTIONS

- MATERIAL :**
16 gauge cold rolled steel
- HINGE:**
Hidden pin hinge
continuous piano type on doors over 24" (height or width)
- LOCK / LATCH:**
Screwdriver operated cam latch
- FINISH:**
High quality white powder coat primer
- PACKAGING:**
Individually wrapped, 1 per box
- GYP:**
Drywall corner beads flange

OPTIONS AVAILABLE

- LOCK / LATCH:**
- Key operated cylinder cam latch
 - Hex head cam latch
 - Pinned hex head cam latch
 - Handle operated cam latch
 - Mortise preparation for cylinder
- MATERIAL:**
Stainless steel 304 #4 (brushed finish)
- GASKETING:**
Neoprene gasket

For a complete list of options visit
www.BestAccessDoors.com

Scan or Click



To view Pricing and
Additional Product Info.

**LEED READY: THIS PRODUCT
CONTRIBUTES TO LEED® CREDITS**



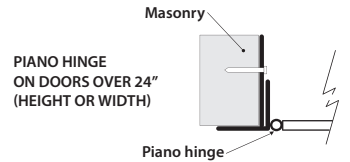
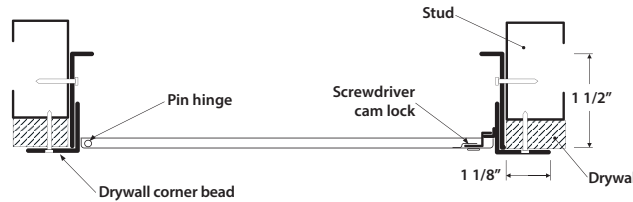
SKU: **BA-UAP-DF**

UNIVERSAL ACCESS PANEL

WITH MUD IN FLANGE

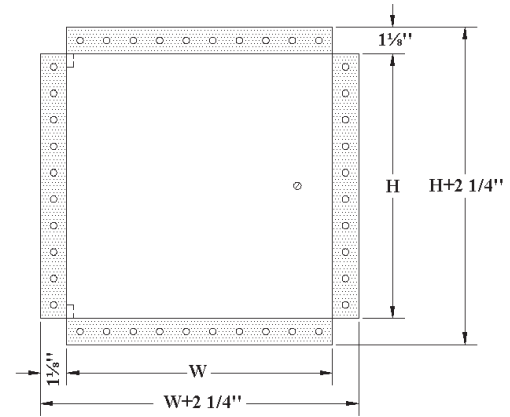
INSTALLATION

>> [CLICK TO VIEW ADDITIONAL DETAILS AND PRICING <<](#)



DIMENSIONS AND APPEARANCE

DOOR SIZE W x H INCHES (MM)	NUMBER OF LOCKS	WEIGHT LBS	KG
8 x 8 (203 x 203)	1	3	1.4
10 x 10 (254 x 254)	1	4	1.8
12 x 12 (304 x 304)	1	5	2.3
14 x 14 (356 x 356)	1	7	3.2
16 x 16 (406 x 406)	1	8	3.6
18 x 18 (457 x 457)	1	10	4.5
* 24 x 24 (609 x 609)	1	15	6.8
* 24 x 36 (609 x 914)	2	22	10



ROUGH WALL OPENING IS DOOR SIZE + 1/4" OR + 6MM
* Piano hinge on doors over 24 inches (height or width)
The BA-LHD-GYP model is recommended for over 1296 sq. inches

PROJECT DATA

Custom Sizes Available - Fast!

PROJECT NAME :	QTY	W	H	OPTIONS
ARCHITECT :				
DEALER :				
CONTRACTOR :				
LOCATION :	SPECIAL INSTRUCTIONS :			
DATE :				
TAGGING INSTRUCTIONS :	SUBMITTAL APPROVAL : (signature or stamp)			

TELEPHONE:
1-800-483-0823

FAX:
1-888-828-6021



228 PARK AVE. S. #76520
NEW YORK, NY, 10003



WEBSITE:
www.BestAccessDoors.com

E-MAIL:
info@bestaccessdoors.com