



Quality Access Doors- FAST!

# SUBMITTAL/TECHNICAL DATA SHEET

## DESCRIPTIONS

Tapeable Access Panels (T.A.P) allow access to utilities within ceilings while providing a seamless finish with the surrounding drywall.

There are no exposed hinges or fasteners, creating a nearly invisible access solution.

## FEATURES

- Sleek, virtually invisible access panel
- Made from MDF (Medium Density Fiberboard)
- Installed during the drywall stage
- Taped into the drywall for a seamless finish
- Available in both ceiling and wall panels
- Frames available primed for easy install
- Panels can be made from moisture resistant MDF

## SPECIFICATIONS

**MATERIAL:** MDF (Medium Density Fiberboard)

**THICKNESS:** 1/2" or 5/8"


**APPROX WEIGHT 1/2" PANELS:** 2.2 lbs/sq ft

**APPROX WEIGHT 5/8" PANELS:** 2.7 lbs/sq ft

**FINISH:** All Raw MDF OR Primed Frame and Raw MDF Panel

**MAGNET TYPE (WALL PANELS ONLY):** Neodymium (NdFeB)


**PRIMER TYPE (PRIMED PANELS ONLY):** Waterborne low-VOC primer



SKU: **BA-TW58P**

## TAPEABLE WALL PANEL

FOR 5/8" DRYWALL PRIMED FRAME



## DIMENSIONS AND APPEARANCE

>> CLICK TO VIEW ADDITIONAL DETAILS AND PRICING <<

### SIZE AVAILABLE:

DOOR SIZE W x H	
6" x 6"	16" x 16"
8" x 8"	18" x 18"
10" x 10"	20" x 20"
12" x 12"	24" x 24"
14" x 14"	

Custom Size Available on Request

For Detailed Specifications See Submittal Sheet



For a complete list of options visit [www.BestAccessDoors.com](http://www.BestAccessDoors.com)

## PROJECT DATA

Custom Sizes Available - Fast!

Scan or Click



To view Pricing and Additional Product Info.

PROJECT NAME :	QTY	W	H	OPTIONS
ARCHITECT :				
DEALER :				
CONTRACTOR :				
LOCATION :	SPECIAL INSTRUCTIONS :			
DATE :				
TAGGING INSTRUCTIONS :	SUBMITTAL APPROVAL : (signature or stamp)			

TELEPHONE:  
1-800-483-0823  
FAX:  
1-888-828-6021



228 PARK AVE. S. #76520  
NEW YORK, NY, 10003



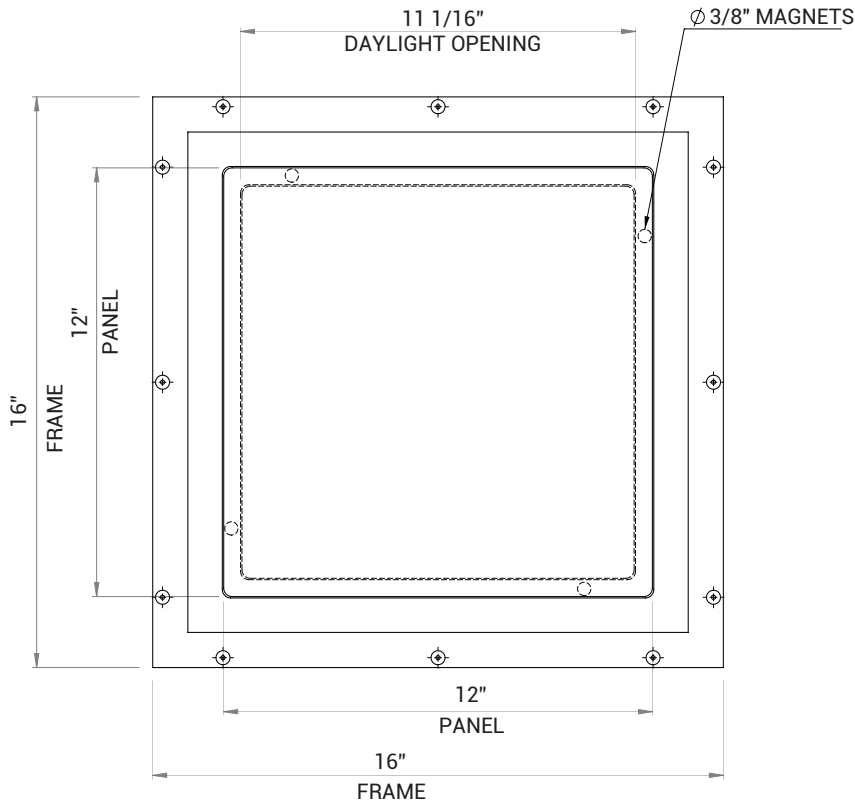
WEBSITE:  
[www.BestAccessDoors.com](http://www.BestAccessDoors.com)

E-MAIL:  
[info@bestaccessdoors.com](mailto:info@bestaccessdoors.com)

# BA-TW58P

# TAPEABLE WALL PANEL FOR 5/8" DRYWALL PRIMED FRAME

STANDARD WALL PANEL DIMENSIONS:



**NOTES:**

- WHEN ORDERING USE "PANEL" SIZE, NOT FRAME SIZE. ALL SKUS ARE PANEL SIZES
- DRAWINGS SHOW A 1/2" PANEL, ALL DIMENSIONS EXCEPT FOR THICKNESS APPLY TO 5/8" PANELS
- DRAWINGS SHOW A 12" X 12" PANEL, THE DIFFERENCE FROM THE PANEL SIZE TO FRAME DIMENSION AND DAYLIGHT OPENING IS THE SAME FOR ALL PANEL SIZES
- ADDITIONAL SCREW HOLES AND MAGNETS ARE PROVIDED FOR LARGER PANEL SIZES

